



GEO

SUBMERSIBLE SLURRY PUMP

Design and Advanced Features

Submersible slurry pump with a 4-pole motor for an increased lifetime and greater convenience. High chrome alloy impeller combined with agitator for pumping heavy slurry. Slim design with a top discharge enabling installation in smaller casing. For bentonite mixed water in Foundation works or Muddy water in civil engineer works.

Applications

- Civil engineering
- Mines, quarries, coal ore & slurries
- Sewage treatment plants
- General pumping purposes
- Pumping Fluid: Sludge, liquids-containing mud and bentonite

Specifications

- **Capacity:** up to 390m³/h
- **Head:** up to 42 meters
- **Discharge:** 80mm(3") to 200mm(8")
- **Power:** 4kW (5.5HP) to 37 kW (50HP)
- **Power supply:** three phase 380V \pm 10%, 50Hz
380V \pm 10%, 60Hz
- **Insulation Class:** F
- **protection Class:** IP68
- **Cable length:** 8m
- **water temperature:** up to 40°C
- **Max. water depth:** 15m



Special features on request

- Other voltages
- The length of cable is optional



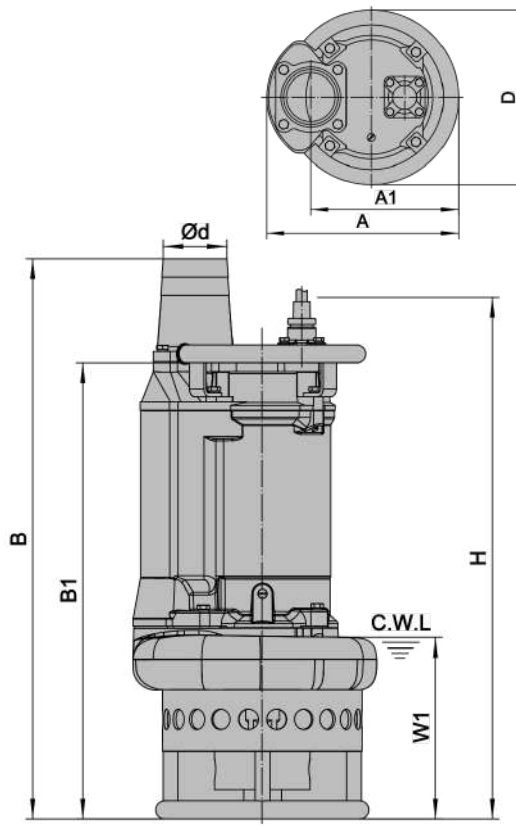
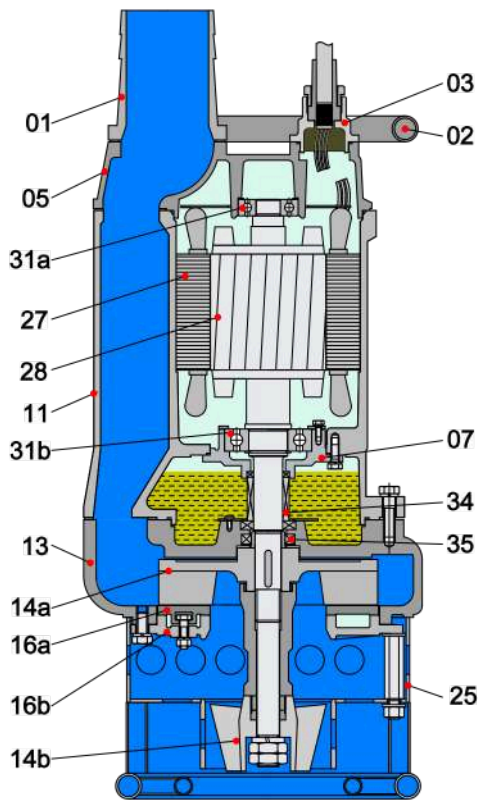
Authorized Distributor:
MOHAMMED AHMED AL-AWANI TRADING COMPANY

MASTCOSA DELIVERING SOLUTIONS Dewatering Pump Sales | Dewatering Accessories | Hoses & Fittings | Pump Parts | Pump Rental | Pump Service

E-mail: sales@mastcosa.com
www.mastcosa.com

Building No. 3192 - King Saud Street - Al
Amarah District Dammam - Zip Code
32415 - Additional No7068 - Unit No 73

Phone Number: +966 13 833 4575 +966
13 833 5156



C.W.L:Continuous running water level

Material of construction

Item No.	Part name	Material	Item No.	Part name	Material
01	Hose coupling	Cast iron	25	Strainer	Steel
02	Handle	Steel	27	Stator	
05	Upper cover	Cast iron	28	Rotor	Shaft:AISI420SS
07	Bearing house	Cast iron	31a	Bearing	Ball bearing
11	Motor body	Cast iron	31b	Bearing	
13	Pump body	Cast iron	34	Mechanical seal	Sic-Sic/Sic-Sic Tc-Sic/Sic-Sic(15-22kW)
14a	Impeller	High chrome alloy	35	Oil seal	
14b	Agitator	High chrome alloy	47	Cable	
16a	Inlet plate	High chrome alloy			
16b	Inlet plate	Cast iron			

Dimensions & Weights

Model (50/60Hz)	d mm	A mm	A1 mm	B mm	B1 mm	D mm	H mm	W1 mm	N.W Kg	G.W Kg	Packing dimension mm
80KBS44	80	350	260	816	678	326	730	250	108.5	119	855x385x395
100KBS46	100	415	305	844	682	373	768	250	141	151	880x450x455
150KBS49	150	434	324	889	727	407	813	250	171	183	940x470x475
150KBS411	150	434	324	926	764	407	850	250	197	210	980X465X465
200KBS415	200	484	352	1121	889	457	1025	295	260	278	670x500x1275
200KBS422	200	578	442	1245	1015	528	1200	330	408	434	740x570x1450
200KBS430	200	617	457	1351	1120	543	1265	405	510	536	740x640x1560
200KBS437	200	617	457	1351	1120	543	1265	405	535	561	740x640x1560



Authorized Distributor:


MOHAMMED AHMED AL-AWANI TRADING COMPANY

MASTCOSA DELIVERING SOLUTIONS Dewatering Pump Sales | Dewatering Accessories | Hoses & Fittings | Pump Parts | Pump Rental | Pump Service

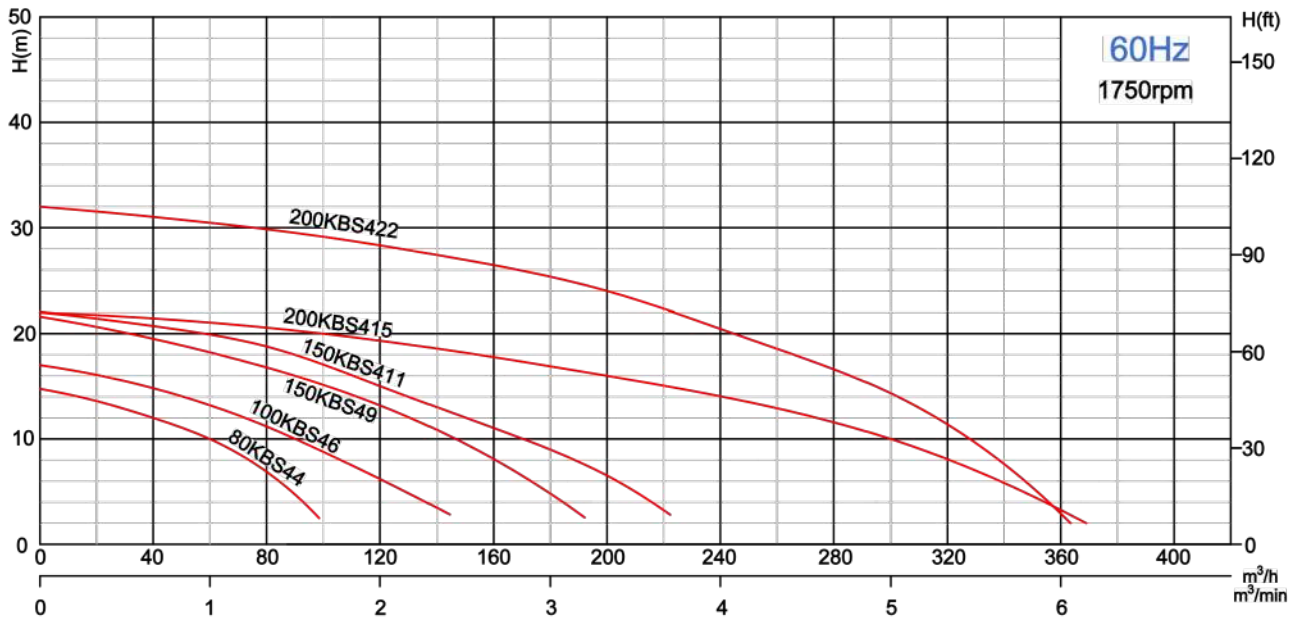
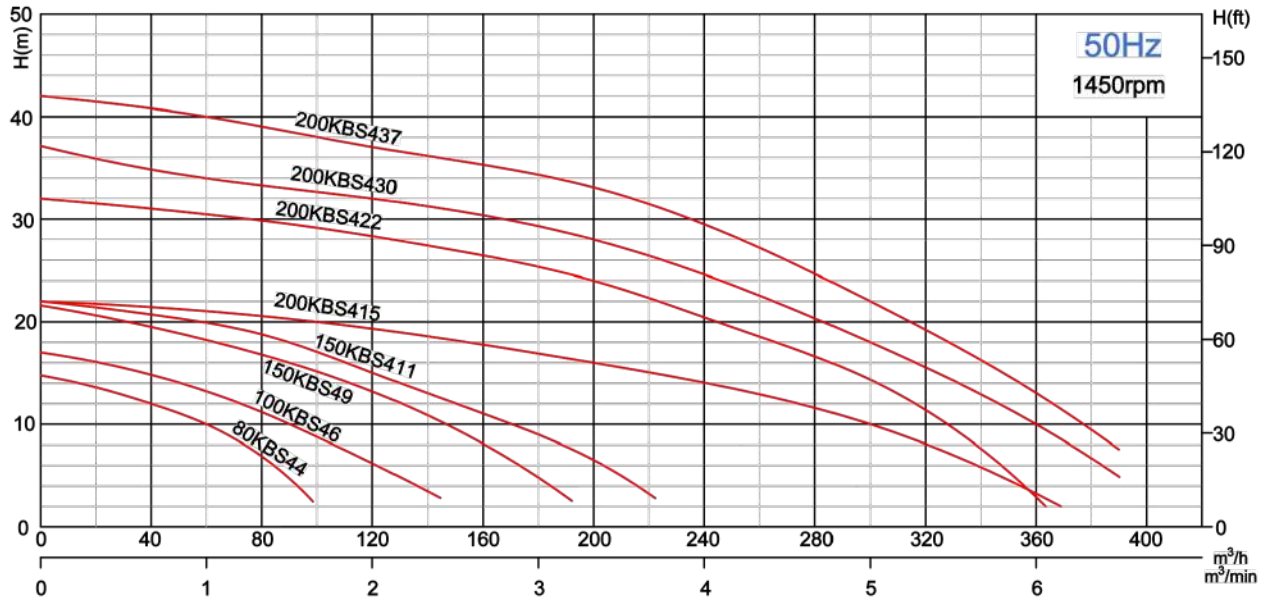
E-mail: sales@mastcosa.com
www.mastcosa.com

Building No. 3192 - King Saud Street - Al
Amarah District Dammam - Zip Code
32415 - Additional No7068 - Unit No 73

Phone Number: +966 13 833 4575 +966
13 833 5156



Performance curves



Performance table

Model (50/60Hz)	Outlet mm	Motor power		Starting Method	Rated current (380V) A	Rated capacity		Rated head m	Max capacity		Max Head m	Impeller Passage mm
		kW	HP			m³/h	m³/min		m³/h	m³/min		
80KBS44	80	4	5.5	D.O.L.	10.2	60	1.0	10	99	1.65	14.8	30
100KBS46	100	6	8	D.O.L.	13.8	90	1.50	10	144	2.40	16.9	30
150KBS49	150	9	12	D.O.L.	19.5	100	1.67	15	192	3.20	21.5	30
150KBS411	150	11	15	D.O.L.	22	120	2.0	15	234	3.90	22	30
200KBS415	200	15	20	D.O.L.	30.1	200	3.33	16	372	6.20	22	30
200KBS422	200	22	30	Star-Delta	42	200	3.33	24	360	6.0	32	30
200KBS430	200	30	40	Star-Delta	57.6	200	3.33	28	390	6.5	37	30
200KBS437	200	37	50	Star-Delta	69.8	200	3.33	33	390	6.5	42	30



Authorized Distributor:

MOHAMMED AHMED AL-AWANI TRADING COMPANY

